



FOR THE PERFECT FLOOR

ISSUE SEVEN

News and updates from one of the world's leading manufacturers of high performance flooring products


FOCUS ON LVT ADHESIVES



WHAT'S INSIDE...



**YOUR CASE
STUDIES**
BECCLES
CARPET AND
RUG CENTRE



**CLASSIC DESIGNS
RECREATED**

**THE BEST OF
SOCIAL MEDIA**



**MEET
THE
TEAM**



ARDEXacademy
TRAINING EXCELLENCE

Register your interest in our Subfloor
Preparation & LVT installation courses

PROUD MEMBERS OF



SUPPORTING THE INDUSTRY

01440 714939

info@ardex.co.uk

www.ardex.co.uk



Follow us on Twitter
@ARDEXUKFlooring



Like us on Facebook
ARDEX UK

ARDEX NA

Ultra Rapid Setting Subfloor Levelling and Smoothing Compound

VOTED No.1

BY UK FLOORING PROFESSIONALS



the original yellow bag®



SUPPORTING THE INDUSTRY






DISCOVER MORE AT ARDEX.CO.UK

ABOUT ARDEX

Our company's heritage dates back more than 60 years, and as a global manufacturer of high performance building products, ARDEX has remained at the forefront of the UK flooring industry.



CONTENTS THIS ISSUE



FOCUS ON LVT ADHESIVES

Whatever your preference, or area of use, ARDEX offers you a choice of adhesives specifically designed for the installation of Luxury Vinyl Tiles.



Fibre Reinforced Wet Set Adhesive

If your adhesive of choice is a wet set, ARDEX AF 175 has been specially formulated with advanced fibre reinforced technology, perfect for today's modern floorcoverings.

The inclusion of fibres offers 3 main benefits:

- 1) Minimises lateral movement of the planks during installation
- 2) Eliminates adhesive squeeze between tiles and planks
- 3) Improves indentation resistance

In addition, ARDEX AF 175 has a reduced airing time of just 5 minutes, which means you can fit quicker, and once the flooring has been installed, your customer can walk on it after 2 hours.

Pressure Sensitive Adhesive

If you prefer to use a pressure sensitive adhesive, ARDEX AF 145 has number of unique benefits.

Unlike traditional pressure sensitive adhesives, ARDEX AF 145 doesn't require rolling to reduce the airing time, which also speeds up the installation process.

With ARDEX AF 145, you can start installing LVT in as little as 20 minutes, which is half the time of traditional products, and there's no need to rush, as ARDEX AF 145 can receive Luxury Vinyl Tiles up to 80 minutes after spreading from the tub.

Areas of High Solar Gain

All ARDEX Flooring Adhesives are suitable for use over normal underfloor heating systems, but in southerly facing aspects, conservatories, extensions and orangeries, the surface temperature of the floor can exceed 50°C.

In areas subjected to prolonged or extreme solar gain, many floorcovering manufacturers recommend the use of a specialist 'epoxy' adhesive.

Traditionally these have always been two component products that require mixing, but ARDEX have an alternative solution.

ARDEX AF 2575 is ready mixed and resealable, which means there's no mixing, and no wastage.

- Excellent early grab means little or no lateral movement of the planks
- Once spread, the extended 35-minute working time reduces the risk of late placement, and means you don't have to rush the installation
- Solvent free, meets the lowest possible emission limits and no PPE required

So, whether your preference is wet set or pressure sensitive, or you're installing LVT in areas of high temperature, ARDEX have a solution to help you achieve the perfect finish.

YOUR CASE STUDIES

BECCLES CARPET AND RUG CENTRE

Beccles Carpet & Rug Centre is a family run business established in 1985. With more than 30 years' experience in the flooring trade, they supply and fit all types of flooring, both domestic and commercial.

Ben Catton, owner of Beccles Carpet and Rug Centre, has the aim of creating one of the largest showrooms in Suffolk, and towards the end of 2017, the 10,000-square foot Gosford Road showroom underwent a major refurbishment. A major reason for the upgrade is the ever-increasing popularity of Luxury Vinyl Tiles, and the desire to stock a wide range of products from a host of floorcovering manufacturers, including Amtico, Karndean, Distinctive and Harvey Maria.

Joe Orpen, one of the shops main LVT installers, selected a complete ARDEX system for the project, commenting on the systems "reliability, workability and consistency".

"Joe has been with Beccles for many years, and has attended both Amtico and Harvey Maria installation courses to name a few. He only fits LVT for us now, but is also a very reliable carpet, vinyl and safety floor installer (as well as a genuinely nice chap!)."



"With ARDITEX NA we can plan our work without any unforeseen issues"



The ARDEX DPM Sandwich

Joe commented, "The existing subfloor was made up of multiple layers of different materials, including tiles, and some areas of the showroom read high on our Tramex. This wasn't surprising given the building being well over 100 years old and having no structural DPM, so we decided to go belt and braces and prepare the subfloor with the ARDEX "DPM Sandwich". We have used this method hundreds of times, and it's never let us down".

ARDITEX NA is moisture tolerant, meaning it can be applied below an ARDEX Damp Proof Membrane, direct to damp concrete. This allows you to maximise the coverage and performance of an ARDEX Damp Proof Membrane by creating a smooth, level surface for it to be applied to.

ARDITEX NA can then be applied direct to the ARDEX DPM, prior to the installation of the final floorcovering.

Creating the Perfect Finish

"Over the years we've tried many different smoothing compounds, and while there are cheaper products available, we can't risk failures; we've all had experience of products not going off the next day! With ARDITEX NA we can plan our work without any unforeseen issues."

Adhesive Selection

"We used ARDEX AF 175 to fit the Amtico Spacia; it makes sense to stick with a full ARDEX system for complete peace of mind, and the availability of technical support is further reassurance should any questions come up."



Ben commented, "The new flooring in the showroom has turned out better than I ever imagined. What we had to work with originally seemed like a never-ending problem, and I am very happy with what has been achieved here. ARDEX created a subfloor that provided a solid platform for the final floorcovering, giving me peace of mind for years to come."

THE BEST OF SOCIAL MEDIA

The ARDEX Facebook and Twitter pages are a great way to keep up to date with the latest news from ARDEX. Remember to include @ARDEXUKFlooring in any of your posts, and we'll always try to retweet any projects you share which include ARDEX products.

If you're not already doing so, please like our Facebook page, ARDEX UK, or follow @ARDEXUKFlooring on Twitter.

Here are some of the recent posts we've shared with over 4,400 followers.

LVT ADHESIVE FOCUS



HAVE YOU GOT YOUR ESSENTIALS?

The Original and Market Leading Fast Track Repair Products



INSTALLING LUXURY VINYL TILES IN AREAS OF HIGH TEMPERATURE?

Unlike traditional heavy duty adhesives, ARDEX AF 2575 is ready mixed and resealable, which means there's no wastage.

Simply spread the required amount of adhesive, replace the foil, and reseal the lid ready for your next job.



**ZERO
WASTE**

READY MIXED AND
RESEALABLE



ARDEX offer a range of training events and seminars that can be tailored to your specific needs. Courses can either be taken at the ARDEX Training Academy in Haverhill, Suffolk, or at an alternative location of your choice.

Training is carried out by our team of technical experts who have both extensive knowledge and practical experience of the flooring industry. This allows our courses to remain accurate and up-to-date, covering the latest information, technological advances and industry regulations.

To register your interest in one of our courses, please contact the ARDEX Customer Services team on 01440 714939 or email info@ardex.co.uk

Upcoming Training Events from ARDEX



Accrington & Rossendale College
Floorcovering Department
Hameldon Building, Broad Oak Road,
Accrington, Lancashire BB5 2AW

**Subfloor Preparation, Repair,
Smoothing and Finishing**

9.30am – 14.00pm

**Wednesday 11th April 2018
Thursday 17th May 2018
Wednesday 27th June 2018**



Coleg Cambria
Bersham Road
Wrexham
LL13 7UH

**Subfloor Preparation, Repair,
Smoothing and Finishing**

9.30am – 14.00pm

**Friday 13th April 2018
Friday 8th June 2018
Friday 27th July 2018**



FREE LVT Installation Course

We recently announced a series of **FREE one day LVT Installation courses** which **'sold out'** within minutes.

The course will take place at our recently refurbished training academy in Haverhill, Suffolk, and will appeal to new and experienced installers alike.

The course will include:

- Moisture testing
- Moisture Control Systems
- Smoothing and Levelling Compounds
- Repair Mortars
- Luxury Vinyl Tile Installation
- Marking out, straight lay and border work
- Adhesive selection

Refreshments, lunch and product samples are all included free of charge.

Places are limited, so to register your interest in our upcoming summer dates, please contact the ARDEX Customer Services team on **01440 714939** or email info@ardex.co.uk now!



Meet the Team

Darren Robinson
National Training and Development Manager



Darren has over 20 years' experience as a flooring contractor, successfully running his own business for 17 years. He also achieved NVQ levels 2 & 3 in floorcoverings, holds an A1 NVQ Assessor Award in the flooring industry, and sits on several industry bodies, including the NICEF.

Darren joined ARDEX in 2014, and as the National Training and Development Manager, has overseen hundreds of training events, helping to train thousands of professional installers from all areas of the flooring industry.

CLASSIC DESIGNS RECREATED WITH LVT

Shaun Baston comes from a long line of floorlayers, and has been in the industry for 18 years, starting his apprenticeship with his father, fitting carpets.

In 2004, they founded Total Flooring, and opened their first showroom, before progressing to bigger premises as the business grew over time. Shaun now manages a team of fitters with vast experience and knowledge of the flooring industry, and the business remains a family affair, with Shaun's sister a partner in the business, and his mother managing the accounts.

Shaun's work regularly receives positive reviews from his peers on social media, and in these two projects he explains how ARDEX products helped him replicate old tiled and parquet floors, using Luxury Vinyl Tiles.

Victorian Tile Design Recreated with LVT

"For this job I was asked if I could replicate an old Victorian tiled floor which had become damaged, using a modern LVT product.

To help recreate this classic design, I used Karndean Design Flooring, and decided to give the colour a slightly updated feel, whilst keeping the original design layout and sizing the same.

All of the LVT was individually cut and bevelled on site to create an exact replica of the original floor.

A perfect subfloor was vital to help achieve the finished result, with **ARDEX MVS 95** and **ARDITEX NA** both used on the installation."



BEFORE



AFTER

Parquetry Design with LVT

"For this design my client requested a unique floor with a classic look, again using modern products available on the market. Once again, Karndean Design Flooring was used for this creation, and was individually cut and bevelled on site.

Parquet flooring is the name given to a type of flooring which owes the origins of its name to the French word *parqueterie*, and dates back to the mid to late 1600's. Commonly associated with Versailles and the Grand Trianon, parquet flooring is a type of wood flooring made from small blocks or strips of wood which are laid to create a regular and geometric pattern. In the early days, parquet flooring was used to cover or replace cold tiles, and remains popular to this day.

Typically laid in regular and geometric angular shapes; squares, triangles and lozenges all feature heavily in traditional parquet flooring designs."



The ARDEX products used in this installation were **ARDEX DPM 1 C**, **ARDEX P 82**, **ARDITEX CL** and **ARDEX AF 175**.

"With ARDEX, it's not just the quality of the products; the technical and sales support is fantastic, and the ARDEX team is always on hand if any advice is required."



KEY CONTACTS

For more information on ARDEX products please speak to your local flooring distributor, or ARDEX Area Sales Manager.

- **MORRIS PATE** SCOTLAND

07860 528824

- **JOHN GLEDHILL** CLEVELAND, DURHAM, CUMBRIA, TYNE & WEAR, NORTHUMBERLAND

07860 528827

- **KEVIN GALE** YORKSHIRE, HUMBERSIDE, NORTH LINCOLNSHIRE

07860 528829

- **DAVID CLAY** CHESHIRE, MERSEYSIDE, GREATER MANCHESTER, LANCASHIRE, CLWYD, GWYNEDD

07860 528825

- **JONATHAN ARDLEY** BUCKINGHAMSHIRE, CAMBRIDGESHIRE, NORFOLK, SUFFOLK, BEDFORDSHIRE, NORTHAMPTONSHIRE

07977 412477

- **RICKY McNAMARA** NOTTINGHAMSHIRE, DERBYSHIRE, STAFFORDSHIRE, SHROPSHIRE, HEREFORDSHIRE, WORCESTERSHIRE, WARWICKSHIRE, LEICESTERSHIRE, WEST MIDLANDS, POWYS

07966 646232

- **JOHN OLIVER** ESSEX, HERTFORDSHIRE, MIDDLESEX, NORTH EAST LONDON

07860 440725

- **GLEN SELL** KENT, SUSSEX, SOUTH EAST LONDON

07966 646233

- **DAVID PETLEY** WEST BERKSHIRE, MIDDLESEX, SURREY, HAMPSHIRE, DORSET, SOUTH WEST LONDON, CHANNEL ISLANDS

07836 258087

- **RICHARD MARDEN** OXFORDSHIRE, EAST BERKSHIRE, GLOUCESTERSHIRE, AVON, CORNWALL, DEVON, SOMERSET, WILTSHIRE, GWENT, GLAMORGAN, DYFED

07860 528823



ARDEX CONTRACT MANAGERS

STEVE DAVIES

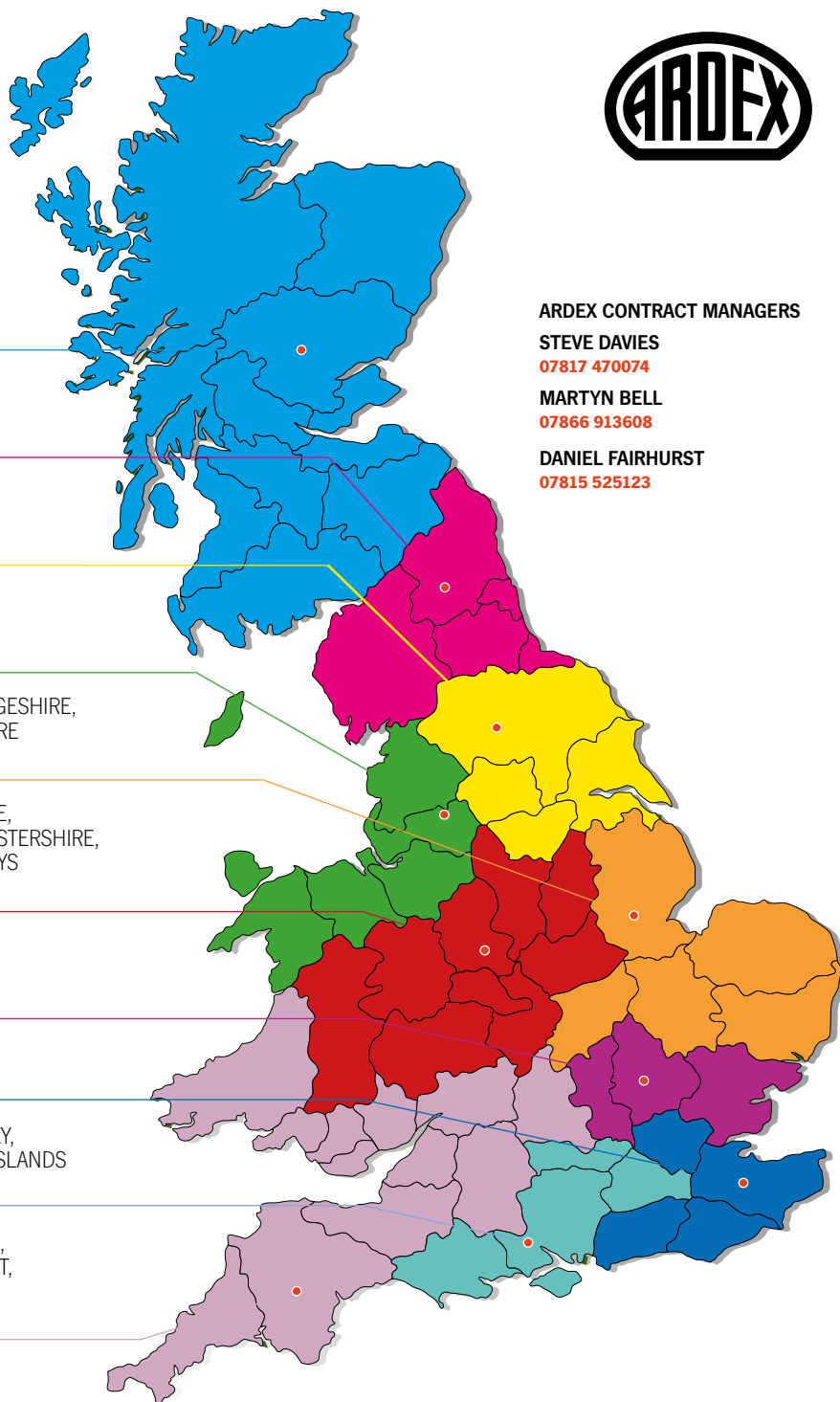
07817 470074

MARTYN BELL

07866 913608

DANIEL FAIRHURST

07815 525123



Technical Advice: technical_admin@ardex.co.uk

Customer Services: **01440 714939**

Sales Office: **01440 714939**

For the latest information on all ARDEX products including technical data sheets, health and safety data sheets and product coverage calculators, please visit the ARDEX website at **www.ardex.co.uk**

